



ಬೃಹತ್ ಬೆಂಗಳೂರು ಮಹಾನಗರ ಪಾಲಿಕೆ
Bruhat Bengaluru Mahanagara Palike



BBMP COVID-19 WAR ROOM 11.01.2022



ABSTRACT OF COVID-19 CASES IN BENGALURU


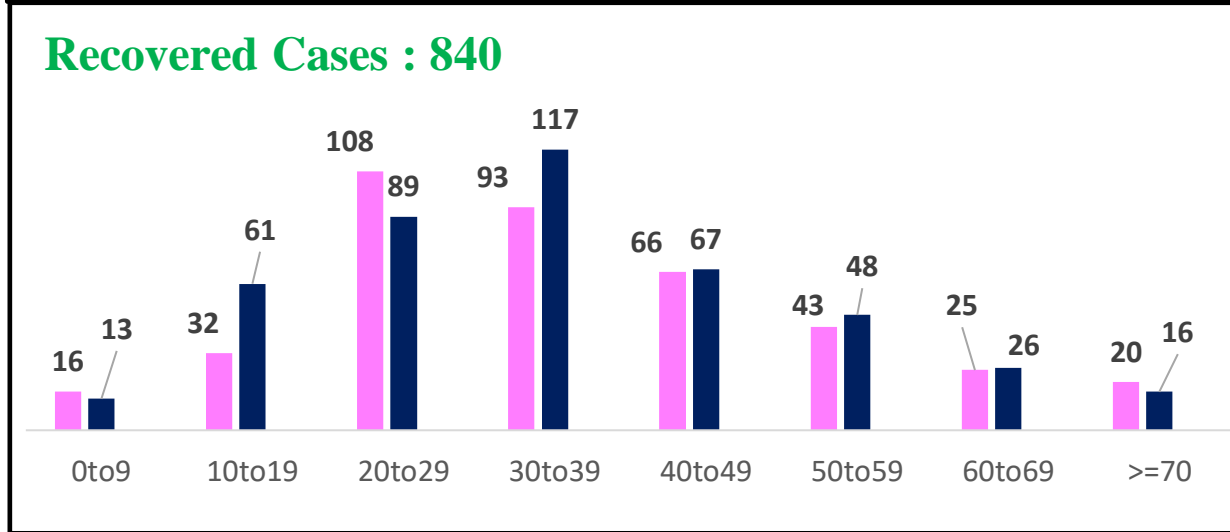
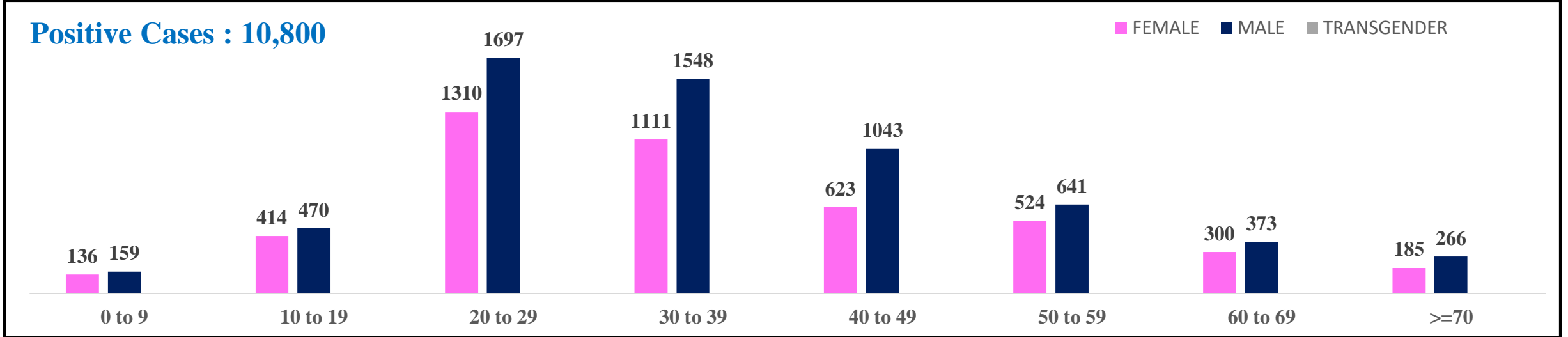


	MALE	FEMALE	TRANSGENDER	MALE	FEMALE	TRANSGENDER	TOTAL	
	Last 24 Hours	Last 24 Hours	Last 24 Hours	Cumulative	Cumulative	Cumulative	Last 24 Hours	Cumulative
Positive Cases	6,197	4,603	0	7,85,339	5,33,846	155	10,800	13,19,340
Recovered Cases	437	403	0	7,42,555	5,01,291	149	840	12,43,995
Death Cases	1	2	0	10,397	6,027	4	3*	16,428
Total Tests Done	In Last 24 hrs : 1,03,753					Cumulative : 2,47,00,492		
ACTIVE CASES					58,917			

*Covid deaths occurred today : 00 | Covid deaths occurred beyond last 24 hrs., reported today : 03



LAST 24 HOURS AGE GROUP AND GENDER WISE DISTRIBUTION





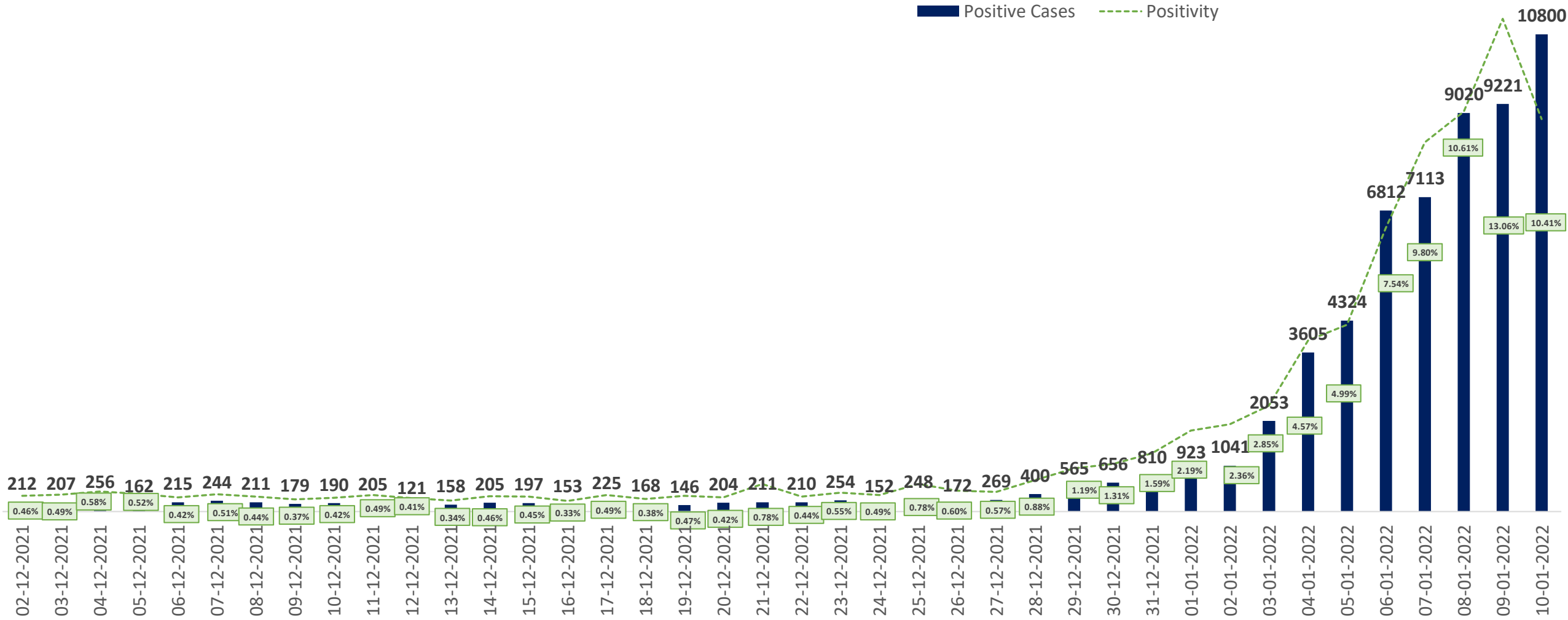
SNAPSHOT OF BENGALURU COVID-19 CASES IN LAST 8 WEEKS



	16-11-2021 To 22-11-2021	23-11-2021 To 29-11-2021	30-11-2021 To 06-12-2021	07-12-2021 To 13-12-2021	14-12-2021 To 20-12-2021	21-12-2021 To 27-12-2021	28-12-2021 To 03-01-2022	04-01-2022 To 10-01-2022
Total Positive Cases	1,032	1,164	1,423	1,308	1,298	1,516	6,448	50,895
Total Recovered Cases	1,752	1,749	948	1,077	1,105	1,075	1,124	3,385
Total Death Cases	11	12	14	19	8	10	23	16
Case Fatality Rate	1.07%	1.03%	0.98%	1.45%	0.62%	0.66%	0.36%	0.03%
Total Tests Conducted	2,29,152	2,24,625	3,03,505	3,06,599	3,03,315	2,58,695	3,52,380	5,87,891
Positivity Rate	0.45%	0.52%	0.47%	0.43%	0.43%	0.59%	1.83%	8.66%

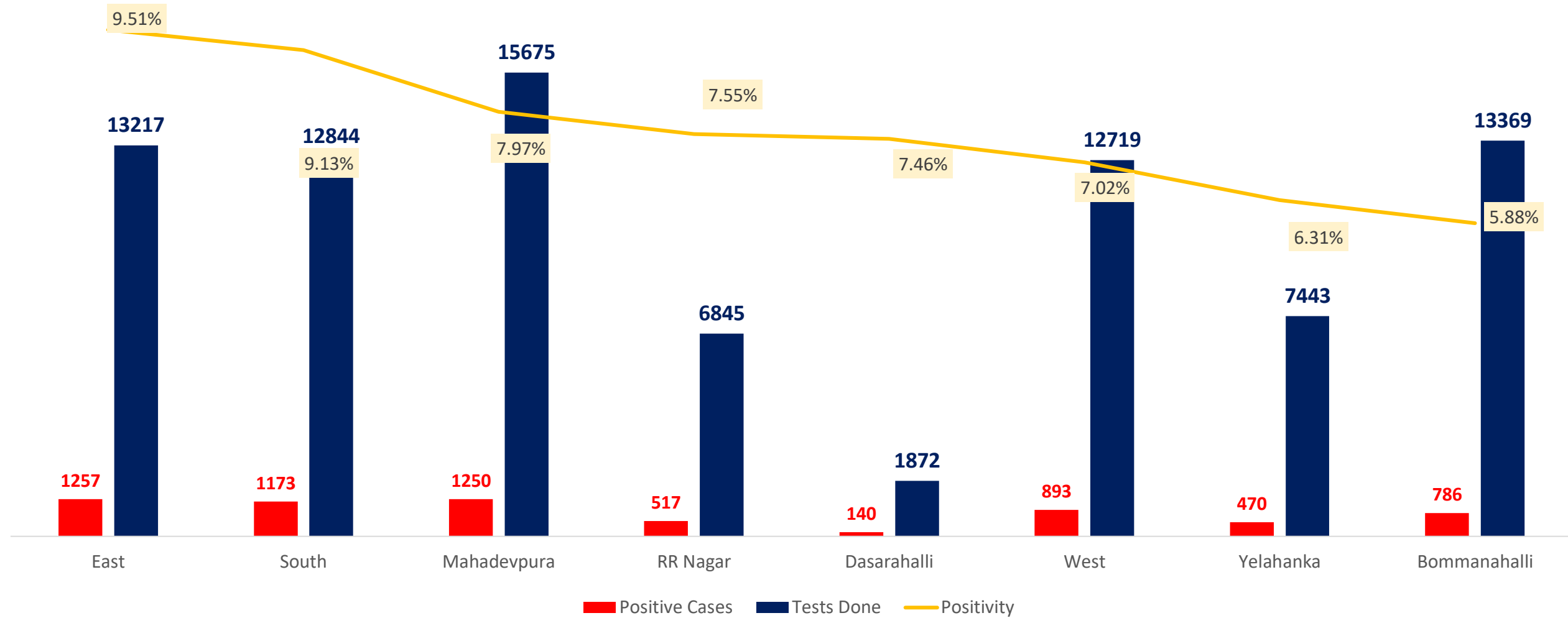


POSITIVITY RATE OF BENGALURU – LAST 40 DAYS



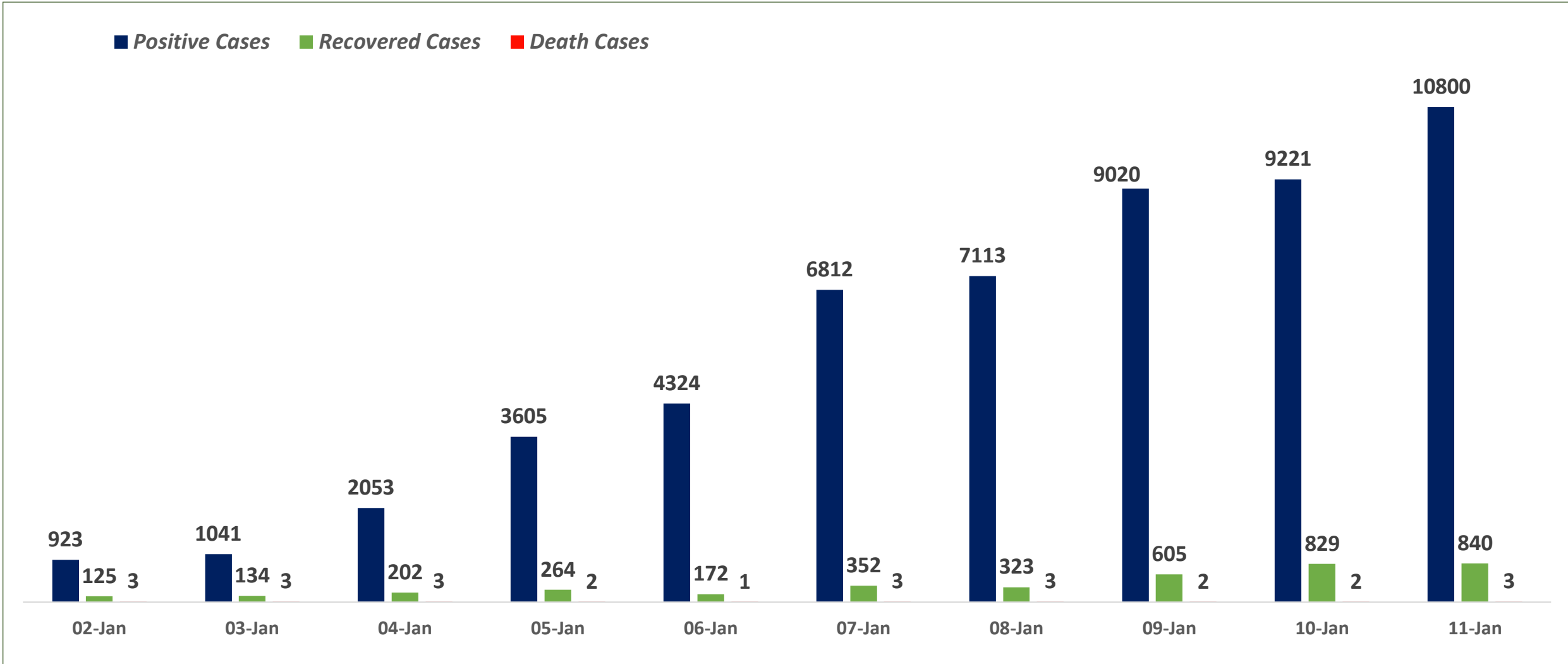


ZONE WISE AVERAGE POSITIVITY TREND FOR LAST 7 DAYS





SNAPSHOT OF POSITIVE, RECOVERED AND DEATH CASES OVER LAST 10 DAYS ACROSS BBMP ZONES

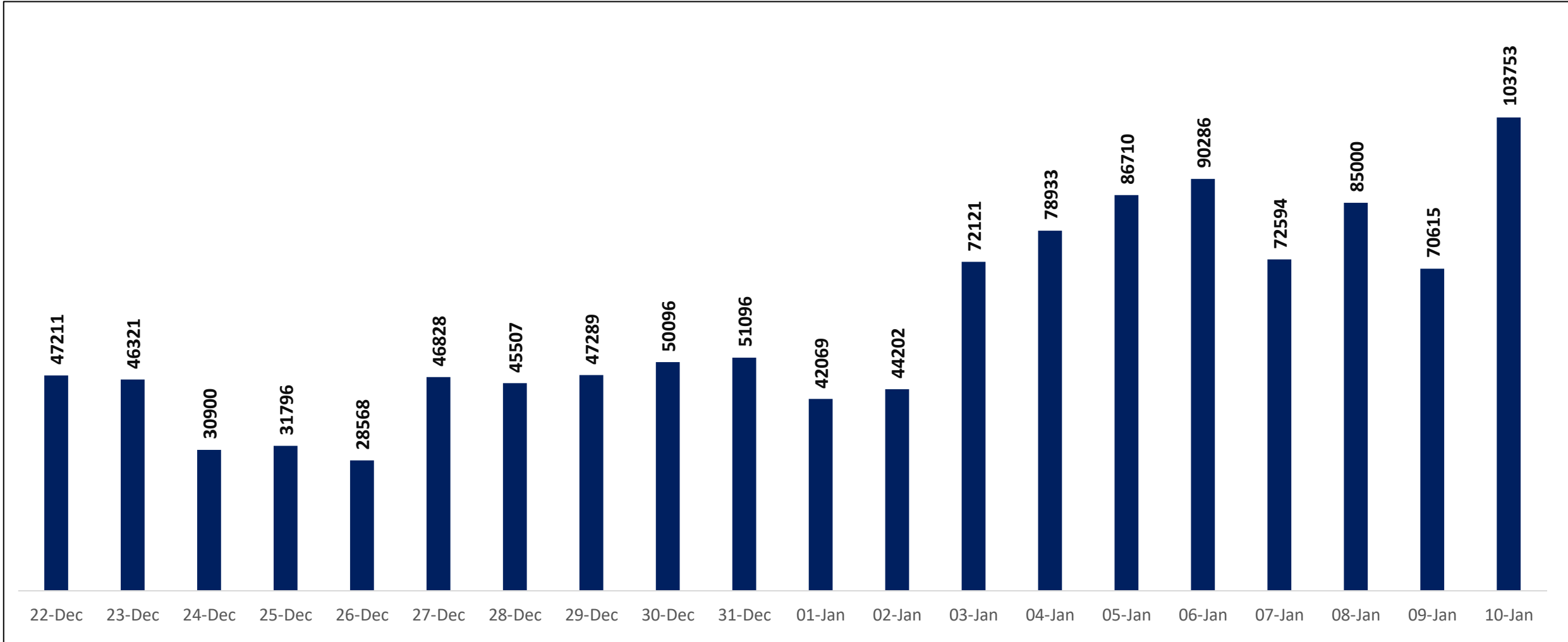




TESTING TRENDS IN BENGALURU

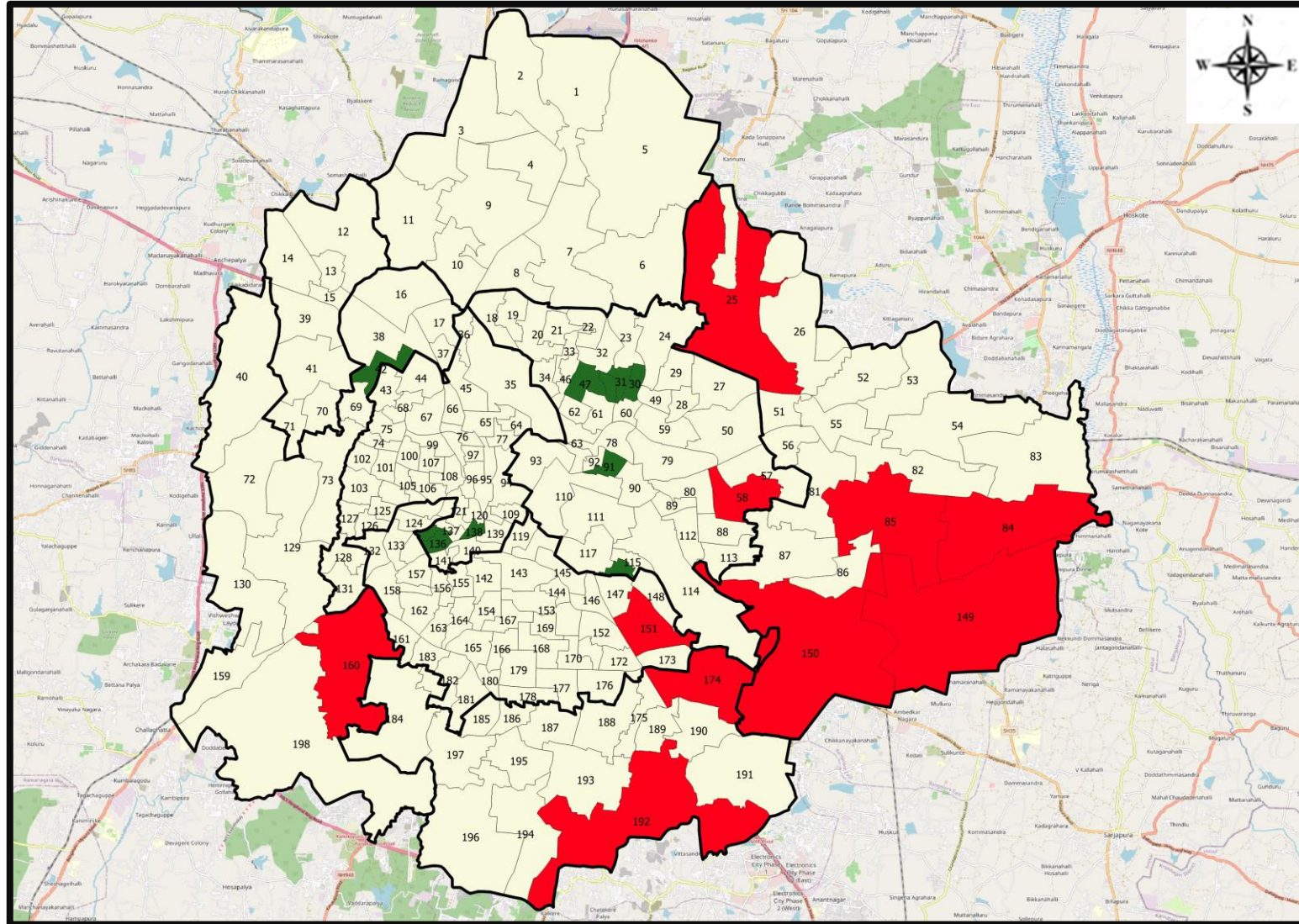


Total Test Conducted Till Date	Test Conducted Last 24 hours
2,47,00,492	1,03,753





BENGALURU URBAN MAP SHOWING TREND OF POSITIVE CASES IN LAST 7 DAYS



Top 10 wards reporting highest number of positive cases in last 7 days

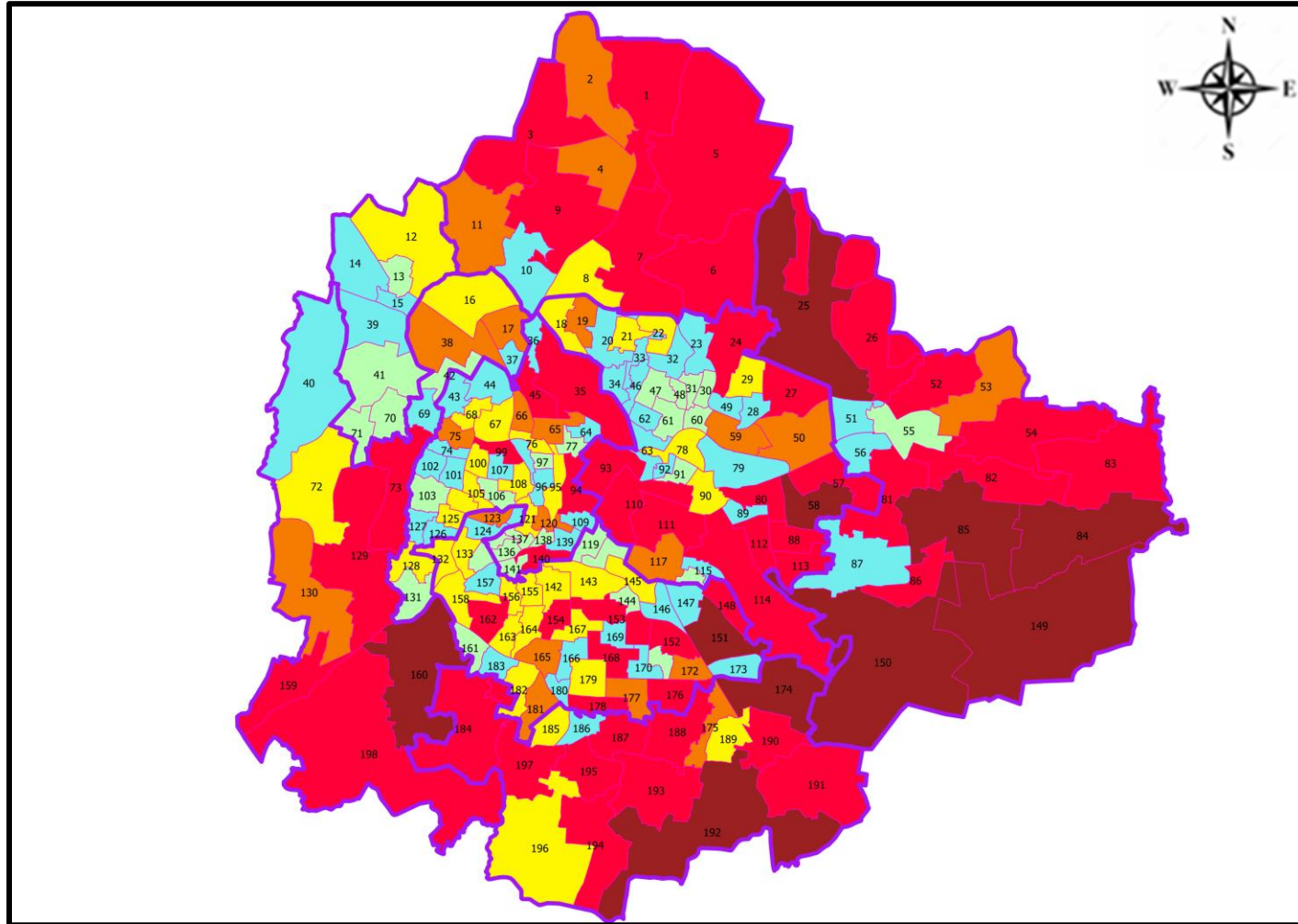
Ward No.	Ward Name	Daily Cases Average
150	Bellanduru	252
192	Begur	125
84	Hagadur	121
85	Dodda Nekkundi	102
149	Varthuru	99
174	HSR Layout	95
25	Horamavu	91
58	New Tippasandra	89
151	Koramangala	82
160	Rajarajeshwari Nagar	77


Top 10 wards reporting least number of positive cases in last 7 days

Ward No.	Ward Name	Daily Cases Average
48	Muneshwara Nagar	0
47	Devara Jeevanahalli	1
42	Lakshmi Devi Nagar	2
138	Chalavadipalya	2
116	Nilasandra	2
31	Kushal Nagar	2
136	Jagajivanram Nagar	2
135	Padarayanapura	2
91	Bharathi Nagar	3
30	Kadugondanahalli	3



BENGALURU MAP SHOWING INTENSITY OF POSITIVE CASES IN LAST 7 DAYS



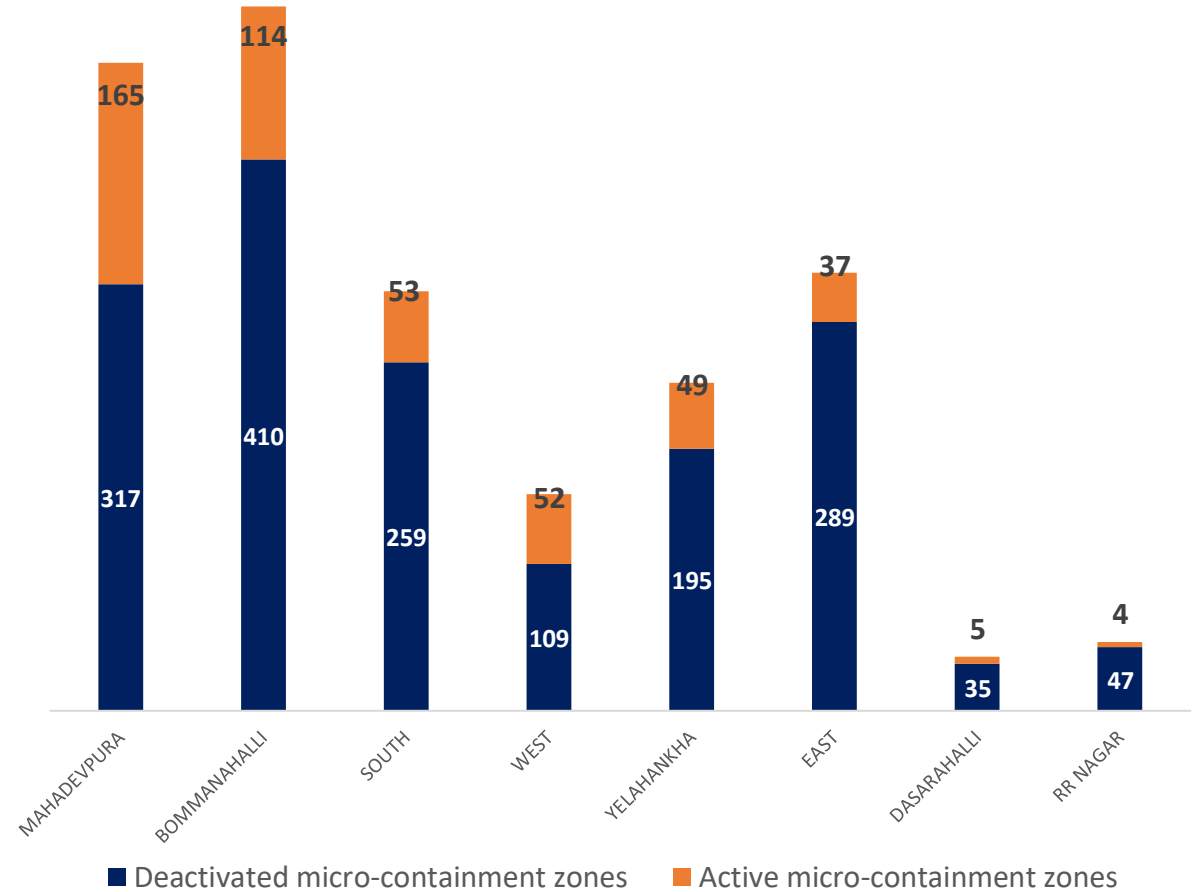
-  **Level 1 : 0 to 50 Cases**
-  **Level 2 : 50 to 100 Cases**
-  **Level 3 : 100 to 150 Cases**
-  **Level 4 : 150 to 200 Cases**
-  **Level 5 : 200 to 500 Cases**
-  **Level 6 : More than 500 cases**
-  **Zone Boundaries**



CONTAINMENT ZONE DETAILS



ZONE	TOTAL DECLARED	TOTAL DEACTIVATED	TOTAL ACTIVE
MAHADEVPURA	482	317	165
BOMMANAHALLI	524	410	114
SOUTH	312	259	53
WEST	161	109	52
YELAHANKHA	244	195	49
EAST	326	289	37
DASARAHALLI	40	35	5
RR NAGAR	51	47	4
TOTAL	2140	1661	479





COVID BED STATUS AS ON 11.01.2022

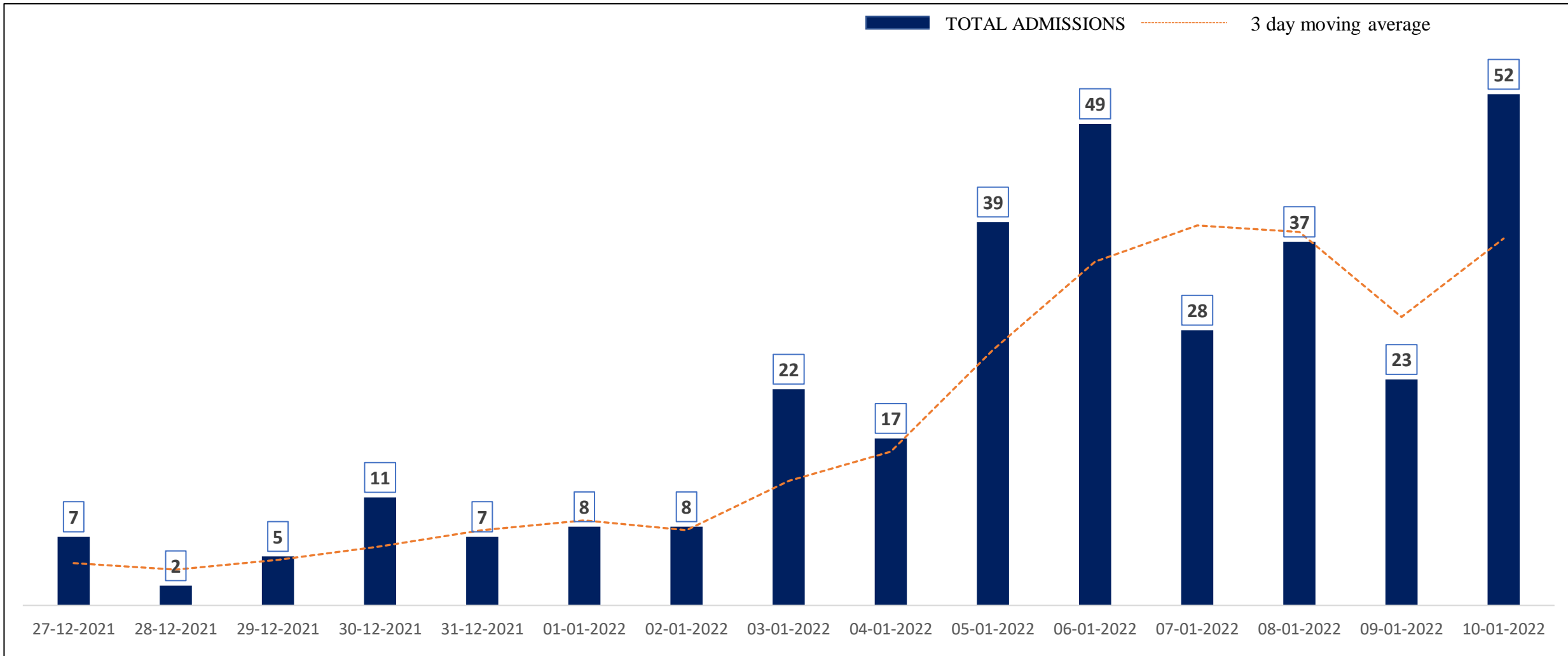


SR. NO.	Facility Type	No. of Hospital	Total Allocated Beds for C+ Patients					Occupied Beds for C+ Patients					Net Available Beds for C+ Patients				
			Gen Beds	HDU	ICU Beds	ICU-V	Total	Gen Beds	HDU	ICU Beds	ICU-V	Total	Gen Beds	HDU	ICU Beds	ICU-V	Total
1	Government Medical Colleges	4	120	255	33	27	435	60	23	4	4	91	60	232	29	23	344
2	Government Hospitals	16	631	217	47	118	1,013	5	28	26	3	62	626	189	21	115	951
3	Covid Care Centres	2	90					71					19				
Total Beds		22	841	472	80	145	1,538	136	51	30	7	224	705	421	50	138	1,314

* Status as on 11.01.2022 – 05:30 PM



HOSPITAL & CCC ADMISSIONS LAST 15 DAYS TREND



* Only Government Quota Admissions through CHBMS considered

* Only Fresh Admissions considered

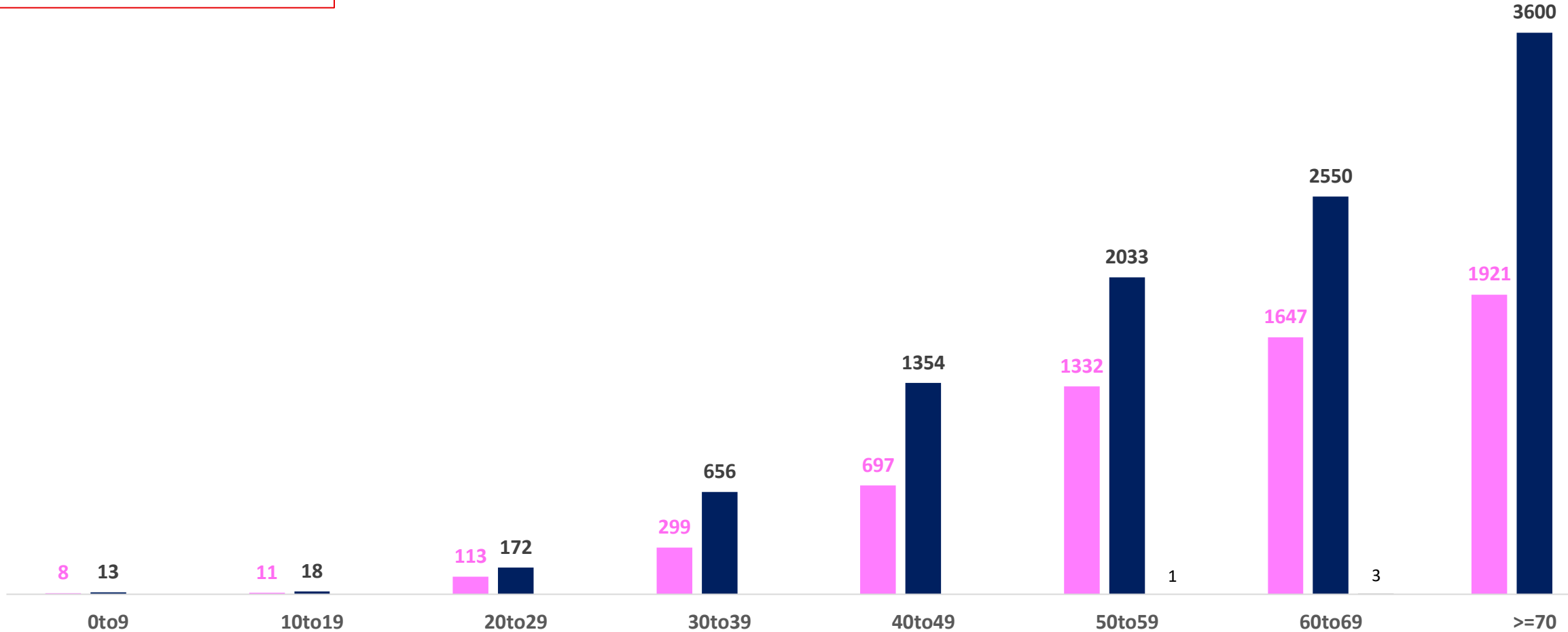


AGE AND GENDER WISE DISTRIBUTION OF DEATH CASES



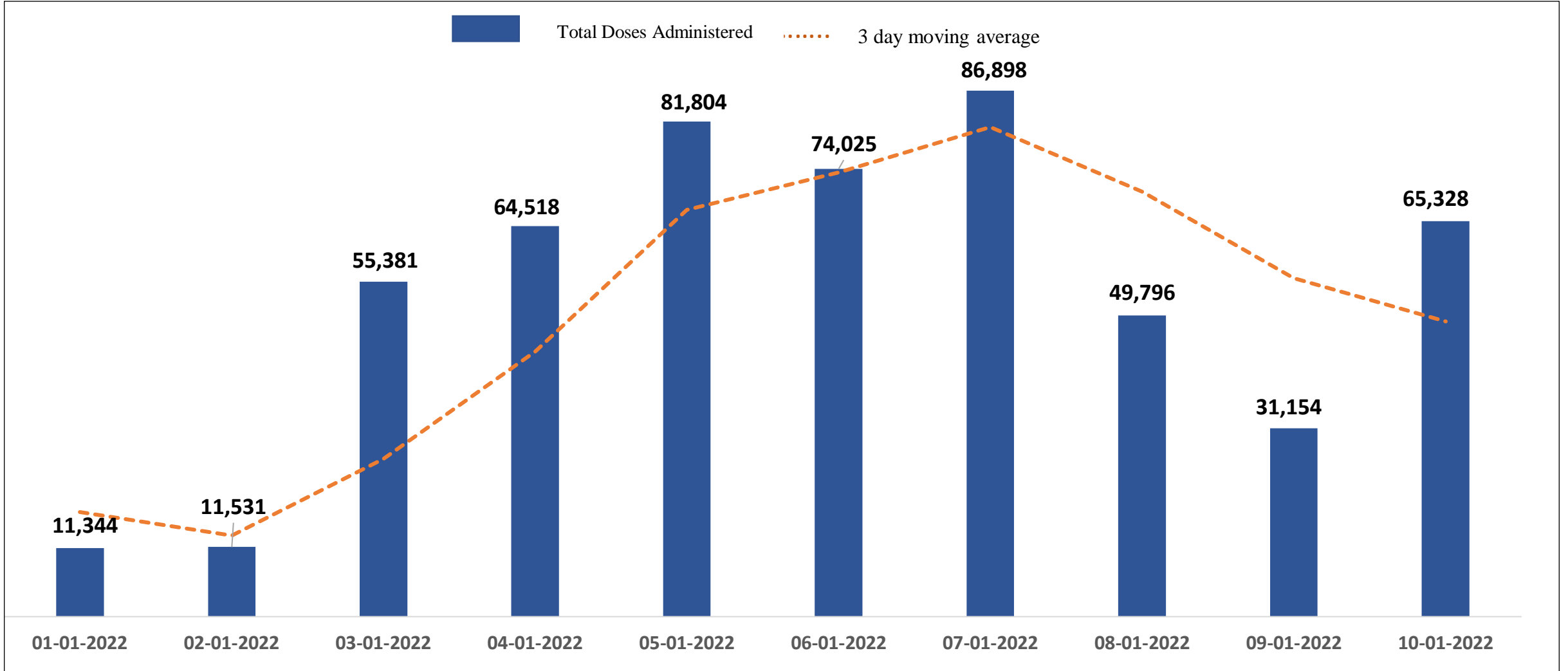
Death Cases: 16,428

Female Male Transgender



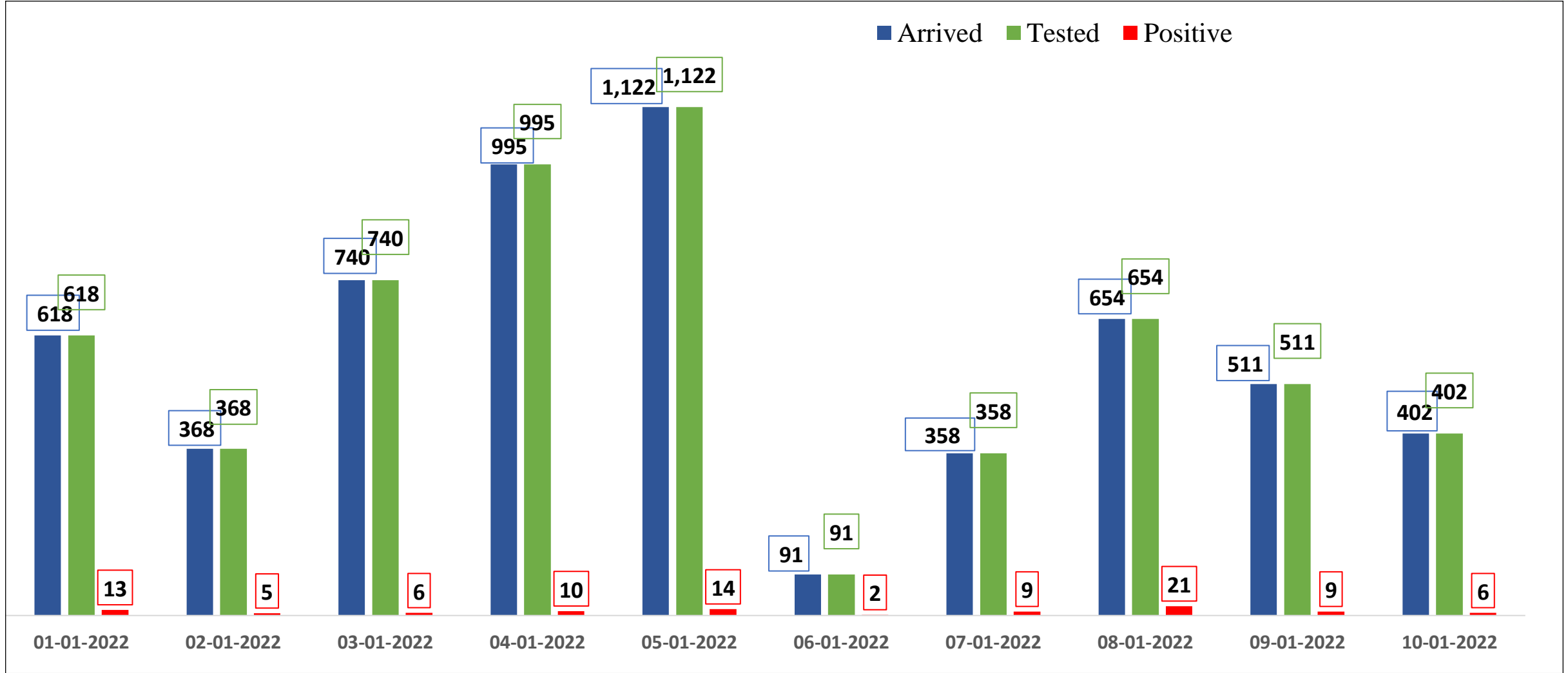


TOTAL VACCINE DOSES ADMINISTERED IN LAST 10 DAYS





INTERNATIONAL TRAVELLERS SURVEILLANCE IN LAST 10 DAYS

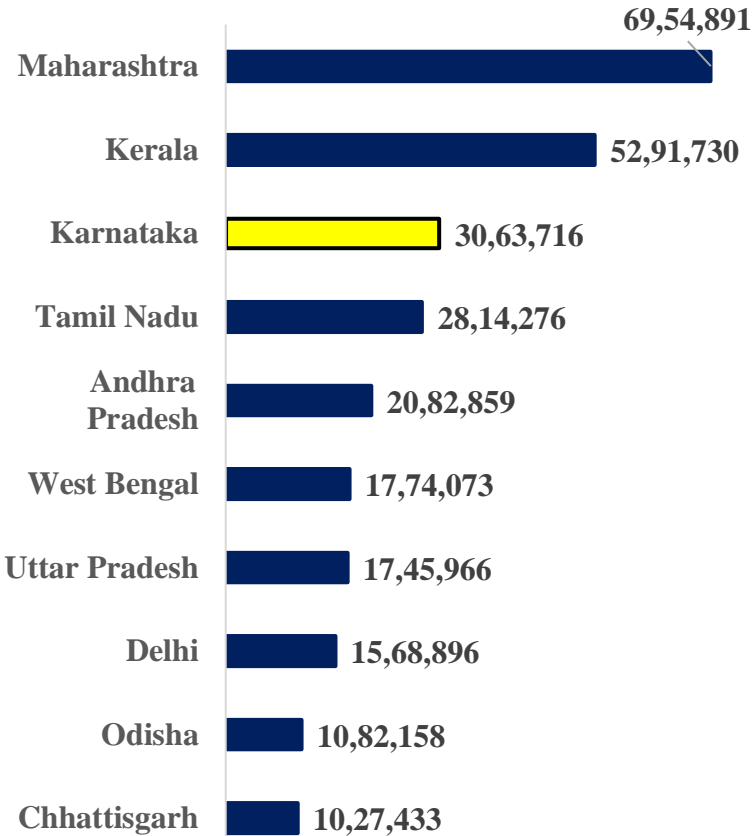




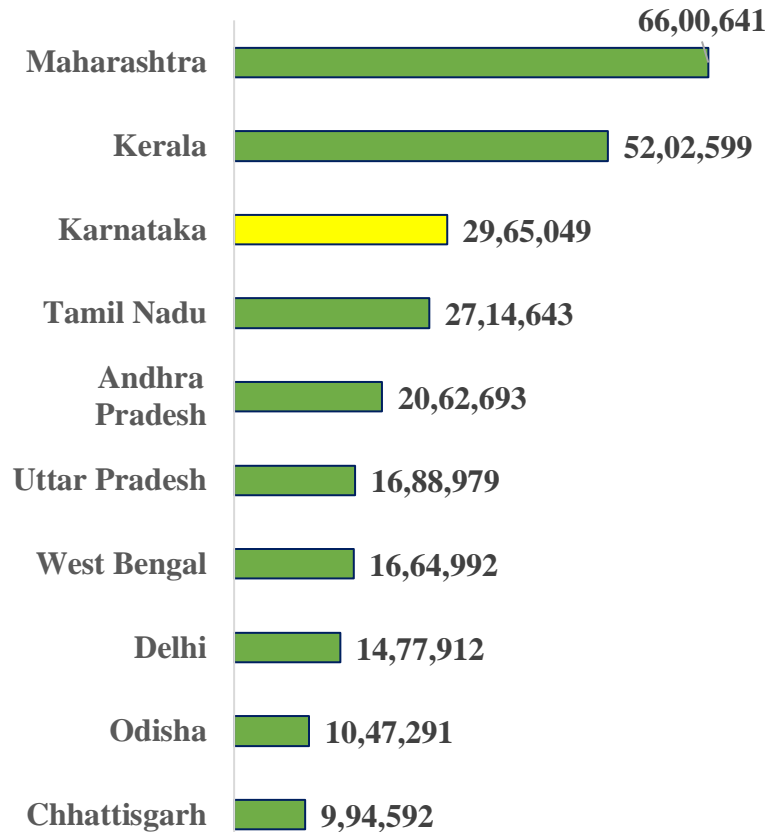
TOP 10 COVID19 AFFECTED INDIAN STATES



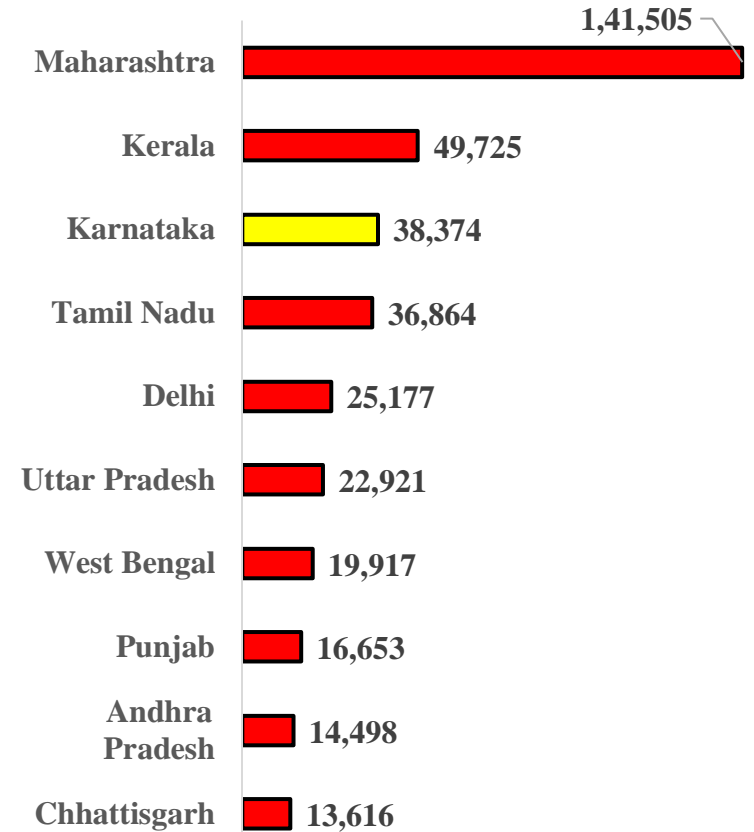
Total Positive Cases



Total Recovered Cases



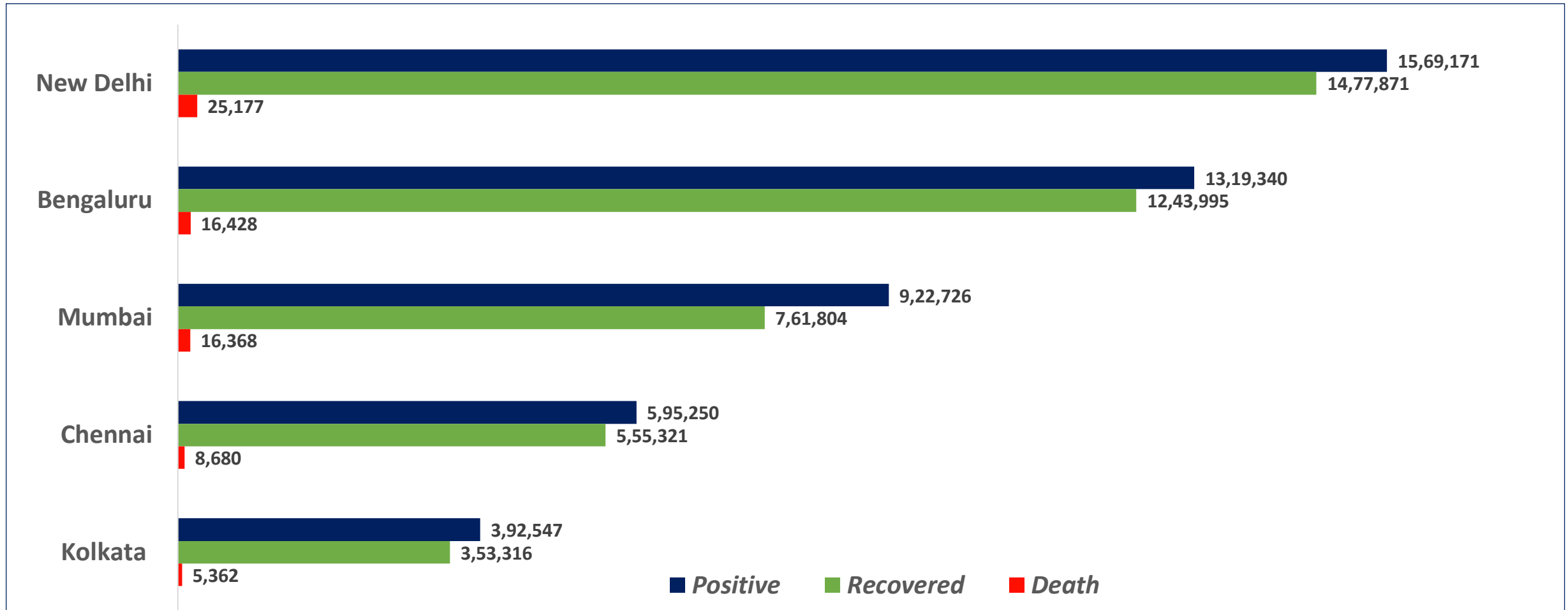
Total Death Cases



Source : <https://www.covid19tracker.in/> / at 5:00 pm (11.01.2022)



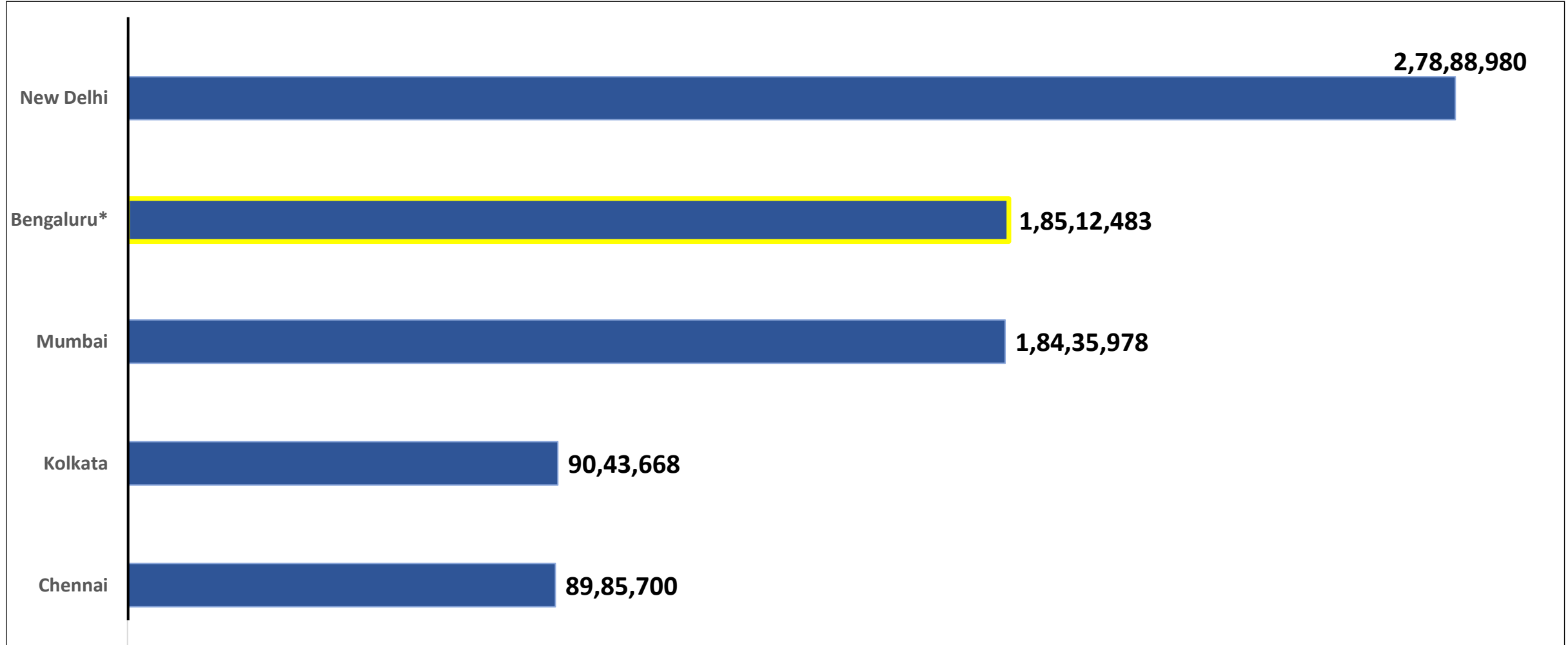
BENGALURU AND OTHER METROPOLITAN CITIES



Source : <https://www.covid19tracker.in/> at 5:00 pm (11.01.2022)



VACCINE DOSES ADMINISTERED IN BENGALURU AND OTHER METROPOLITAN CITIES



Source : <https://dashboard.cowin.gov.in/> at 5:00 pm (11.01.2022)

*includes BBMP & Bengaluru Urban



SNAPSHOT OF COVID-19 CASES IN BENGALURU URBAN



**Total Wards With
< =10 Cases* :
02**

**Tests Conducted
On 10.01.2022:
1,03,753**

**Recovery
Rate:
94.29%**

**Total
Active Cases :
58,917**

**Total Vaccinated on
10.01.2022:
65,328**

**Positivity
Rate* :
8.66%**

**Active
Rate:
4.47%**

**Case
Fatality Rate* :
0.03%**



*Total positive cases In the past 7 days


*CFR and positivity is for Past 7 days



ಬೃಹತ್ ಬೆಂಗಳೂರು ಮಹಾನಗರ ಪಾಲಿಕೆ
Bruhat Bengaluru Mahanagara Palike



Download BBMP Bulletin	https://apps.bbmpgov.in/covid19/mediabulletin.php
For BBMPCovid19 Bed Status:	https://apps.bbmpgov.in/covid19/en/Bedstatus.php
To register for vaccination :	https://selfregistration.cowin.gov.in/
BBMP COVID19 Dashboard:	https://apps.bbmpgov.in/covid19/
Follow us on:	 www.facebook.com/bbmp.comm1/
	 twitter.com/BBMPCOMM



GUIDELINES FOR INTERNATIONAL ARRIVALS
w.e.f. 11th January 2022 (00.01 Hrs IST)

ON ARRIVAL
(From 'at risk country')

Submit sample for COVID-19 test & wait for test results before leaving airport

If tested negative:

- Home quarantine for 7 days
- Again take RT-PCR test on the 8th day of arrival
- Upload results of this repeat RT-PCR test done on 8th day on Air Suvidha portal
- Further self-monitor health for next 7 days

For full details visit www.mohfw.gov.in

Issued by:

Honorable Chief Commissioner, BBMP
Special Commissioner Health & IT, BBMP
MD, Bengaluru Smart City Limited

THANK YOU !

